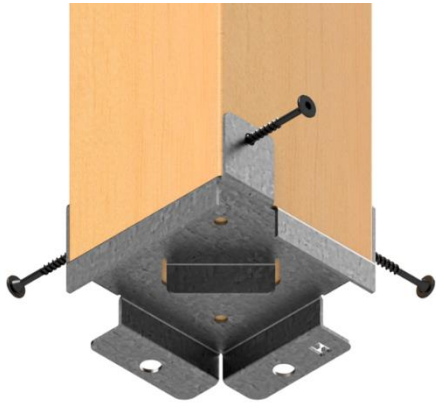


# HDG ENGINEERED PRODUCTS

## SERIES 6: POST BASE ASSEMBLY GUIDE

Structural Deck Support System: Product Number: H6-GB6


**STEP 1:** Attach post base bracket to 6x6 post using recommended screws.




**STEP 2:** Position post centered over footing. Make sure bottom of bracket is flush with grade to allow 1" off grade code requirement.



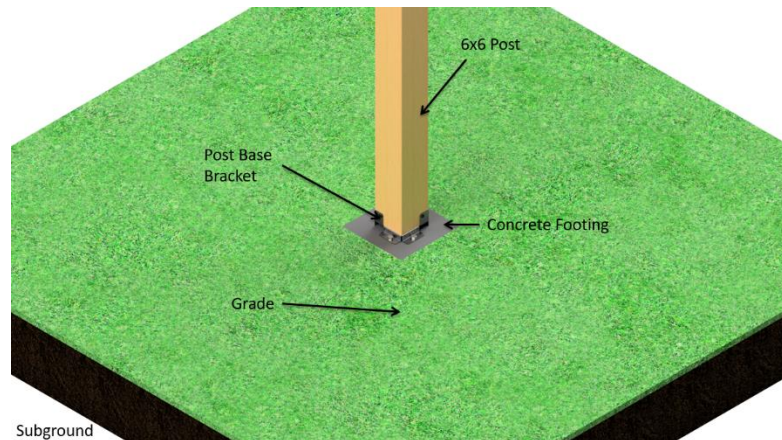
**STEP 3:** Place Anchor Bolts.



**STEP 4:** Fill footing with concrete. *Installation Complete!*



Cut view to illustrate use with other post brackets.



**FOR ILLUSTRATED PURPOSES ONLY: SEE ADDITIONAL GUIDELINES PER DECK DESIGN PROFESSIONAL & LOCAL CODE AUTHORITY. INSTALLER IS RESPONSIBLE FOR PREVENTING WATER INTRUSION. TIGHTEN ALL BOLTS & SEAL ALL CAULK. FASTENERS MUST MEET OR EXCEED LOCAL CODE (REC: HDG ASTM 123 HOT DIPPED GALVANIZED OR STAINLESS STEEL) INSTALL ONLY IN PROVIDED, SPECIFIED HOLES. SEE HDGEP.COM FOR SPECS/VIDEOS**