

## HDG ENGINEERED PRODUCTS

# Retaining Joist Strap Bracket Assembly



Featuring:  
The H7-GJR Bracket

209 Tidwell Drive Alpharetta, Georgia 30004 Office 770-777-7007 ~ ext. 234 E-mail: [info@hdgep.com](mailto:info@hdgep.com)

USPTO No. 10,024,046: Bracket Bracing System - Copyright © 2018 HDG, Inc. All Rights Reserved - Terms of Use Listed @ [www.hdgep.com](http://www.hdgep.com) -

1




## **INSTALLATION GUIDE FOR JOIST RETAINING BRACKETS**


*Read Guide Completely Before Installation*

- **Check for Additional Requirements**
  - Per Deck Design Professional AND local code authority
- **Fasteners:**
  - Installed **ONLY** in provided and specified holes
  - Are to meet or exceed local code requirements.
  - Recommended: Fasten Master Headlock 2-7/8" Structural Wood Screws
- **Certifications:**
  - HDG, Inc. Engineered Products: **Subject to 1 Year Limited Warranty**
  - USPTO: No. 10,024,046: Bracket Bracing System
  - Copyright © 2018 HDG, Inc. ~ All Rights Reserved
  - **Terms of Use:** Listed @ [www.hdgep.com](http://www.hdgep.com)


**Instructions are not intended to replace deck construction plans.  
Shown for product illustration purposes only.**


Contact: [info@hdgep.com](mailto:info@hdgep.com) or 770) 777-7007 Ext 234 for Additional Information  
See [www.hdgep.com](http://www.hdgep.com) for Instructional Video and Individual Product Specifications

Identify the H1 series bracket or ledger bolt you want to reinforce. 



3

Position the joist retaining strap utilizing the available spaces. 



Use the ledger bolt to fasten one into the inside of the rim joist.

4

Drill 2 holes for bolts.

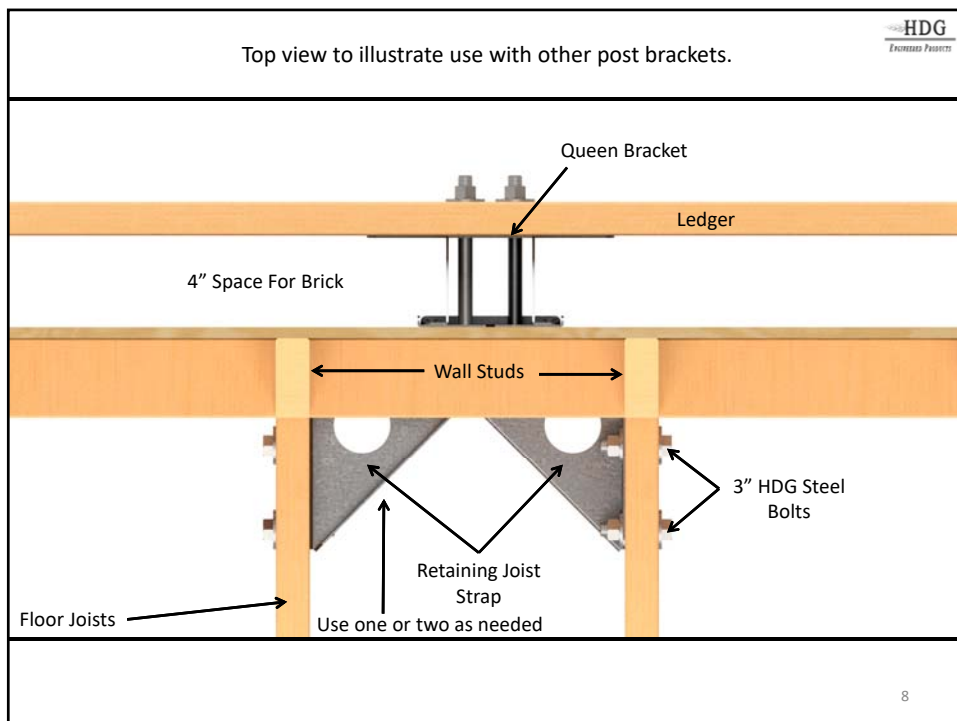
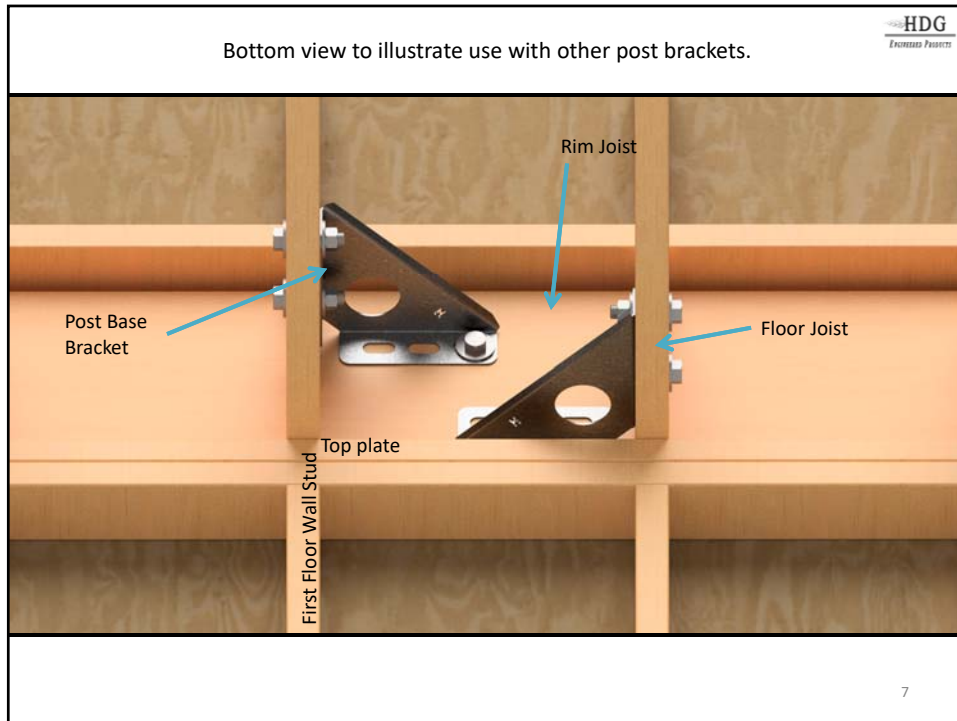


5

Fasten 2 bolts per bracket. Use 3" long 1/2" thread HDG steel bolts.



6





## **Retaining Joist Strap Bracket Assembly Guide**

***\* Read Guide Completely Before Installation \****

### **Certifications**

- HDG, Inc. Engineered Products: **Subject to 1 Year Limited Warranty**
- **USPTO: No. 10,024,046: Bracket Bracing System**
- **Copyright © 2018 HDG, Inc. ~ All Rights Reserved**
- **Terms of Use: Listed @ [www.hdgcp.com](http://www.hdgcp.com)**

**Instructions are not intended to replace deck construction plans.  
Shown for product illustration purposes only.**

Contact: [info@hdgcp.com](mailto:info@hdgcp.com) or 770) 777-7007 Ext 234 for Additional Information  
See [www.hdgcp.com](http://www.hdgcp.com) for Instructional Video and Individual Product Specifications